

Select BOS Stair Lift

Unit Dimensional Drawing

SPECIFICATIONS

Rated Load: 300 lbs (135kg)

Speed: 18-25 fpm (.09 to .13 ms)

Travel: 16' max. (4.8m) (track length)

Power Supply: 115 VAC, 60 Hz, 3-wire grounded outlet

Incline Limits: 25° to 45°

ETL, CSA and cETL Listed

STANDARD EQUIPMENT

Drive System: Rack and pinion

Motor: .22 hp, 24 VDC, reversible

Motor Controller: SoftStart / SoftStop

Brake: Self-locking worm gear

Track: 6½" wide extruded aluminum

Track Finish: Clear anodized

Upholstery: Diamond wheat fabric or Tan Vinyl

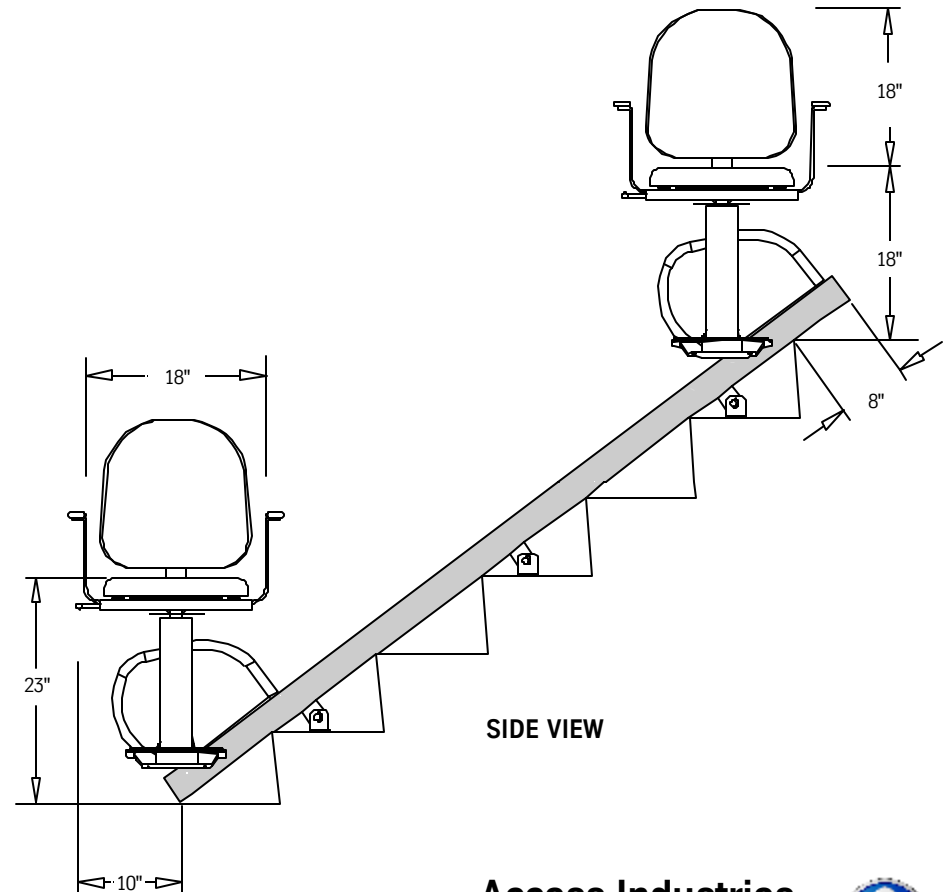
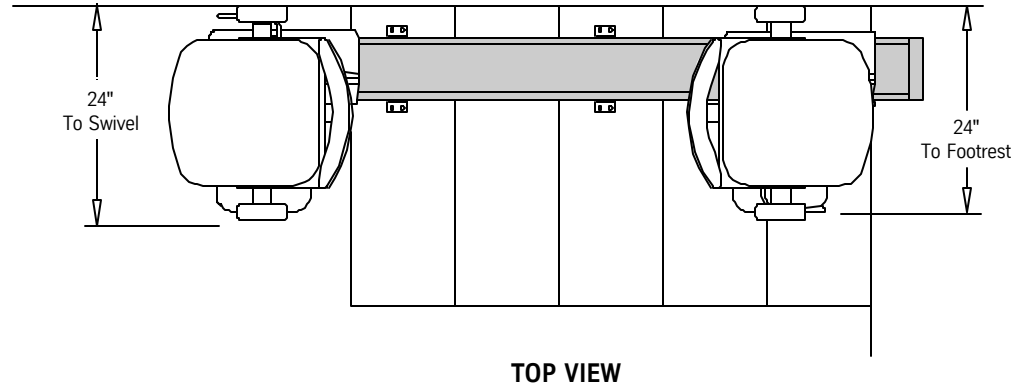
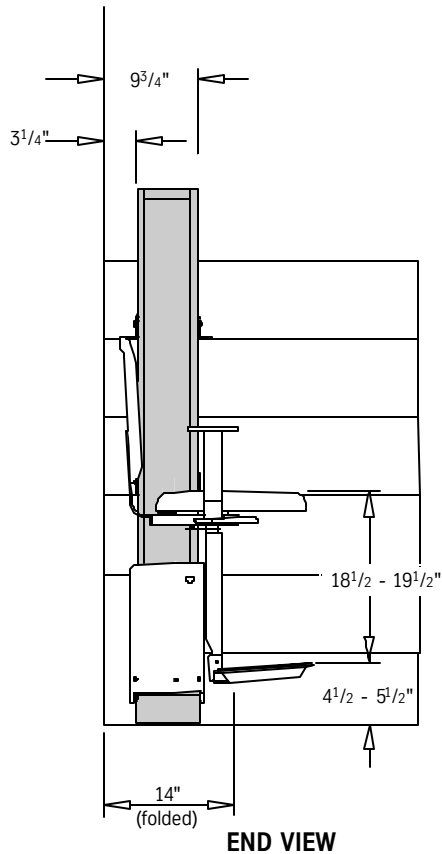
Seat: 18" wide seat with two fixed arms, seat belt, 70/90° locking swivel at upper and lower landings

Controls: Constant pressure up-down hand held control on unit (low voltage)
Wireless remote controls (infra-red)

Safety Devices:

- Footrest obstruction sensor
- Swivel seat cut-off switch
- Final limits
- Seat belt

Warranty: Five years on drive train and two years on all component parts



Access Industries



ThyssenKrupp